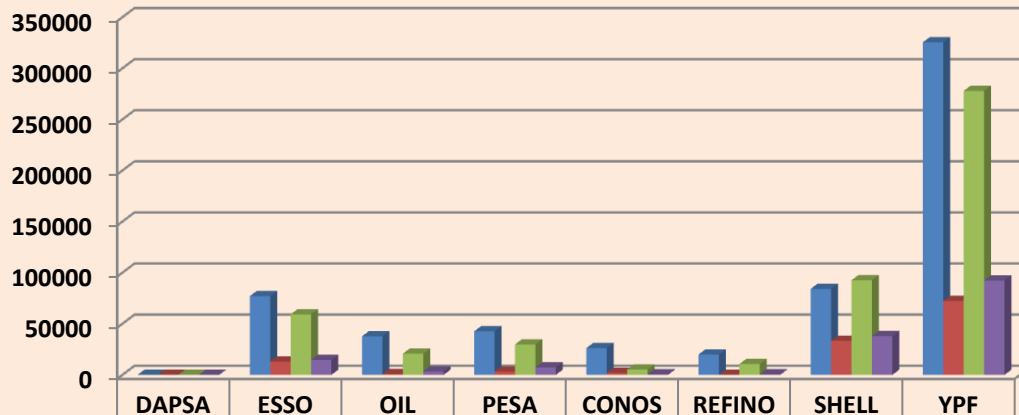


## VENTAS TOTALES AL PUBLICO 2010-2013

### AÑO 2013 (Hasta Agosto)

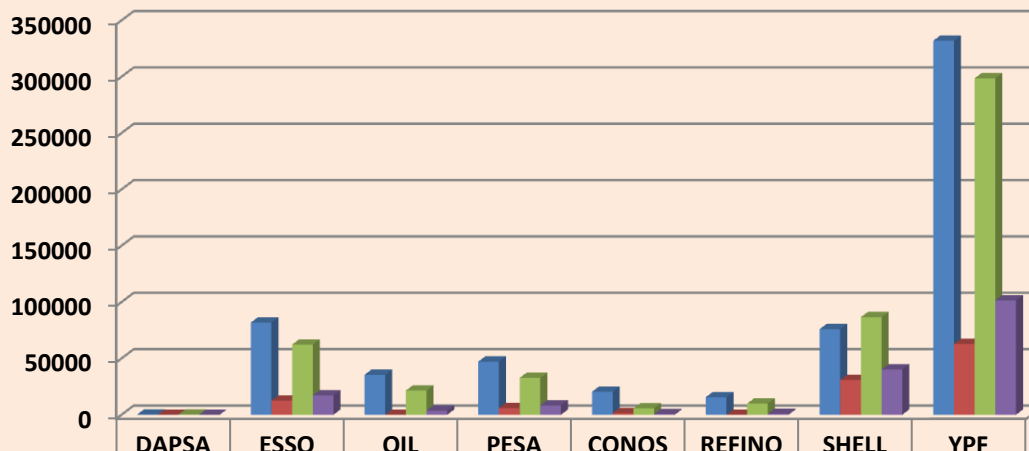
■ GASOIL G2 ■ GASOIL G3 ■ SUPER ■ PREMIUM



■ GASOIL G2	137	77066,6	37764,42	42662,173	26242,5	19964,32	84223	325484
■ GASOIL G3	0	13102,84	860,1472	3233,346	2045,3	0	33387	72350
■ SUPER	93	59270,26	20709,241	29790,66	5274,4	10633,02	92613	277981
■ PREMIUM	10	14626,84	3365,7713	7305,289	605,8	567,56	37975	92336

### AÑO 2012

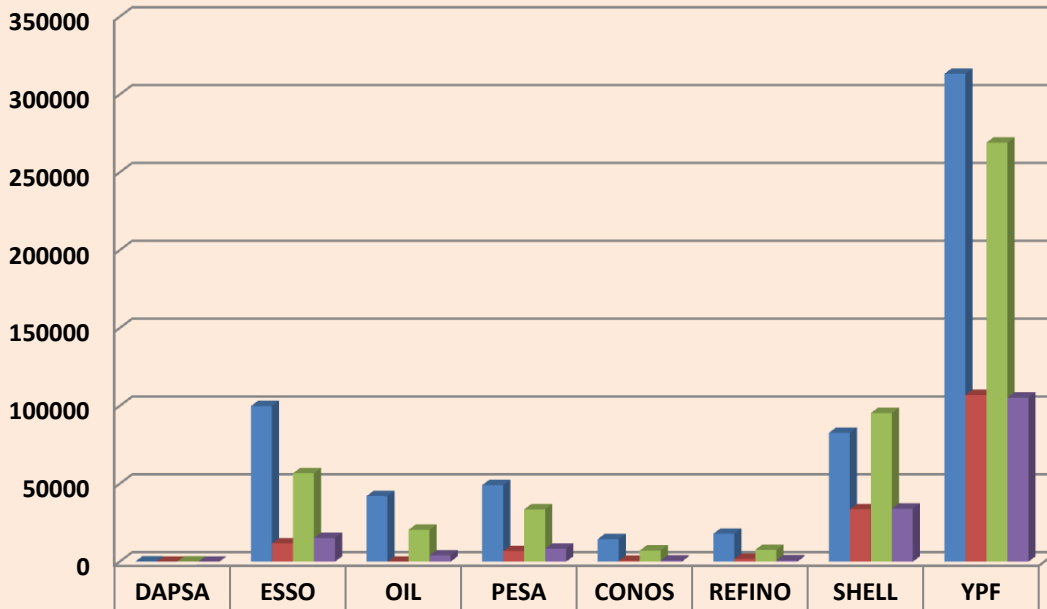
■ GASOIL G2 ■ GASOIL G3 ■ SUPER ■ PREMIUM



■ GASOIL G2	115	81786	35453,3314	7181,279	20407,3	15585,78	75962	331953
■ GASOIL G3	0	12502	0	6001,337	1501,2	0	30813	62936
■ SUPER	106	62244	21460,2883	2732,232	5643,1	9977,73	86618	298599
■ PREMIUM	12	17190	3662,7366	8346,44	642,1	759,21	40197	101496

## AÑO 2011

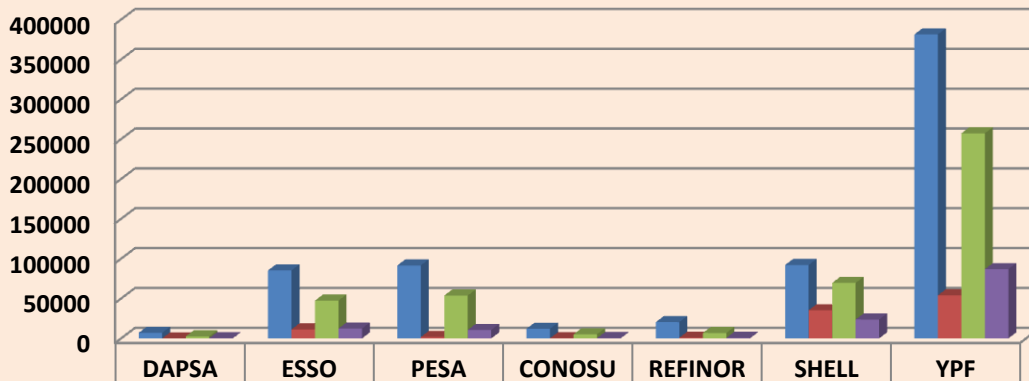
■ GASOIL G2 ■ GASOIL G3 ■ SUPER ■ PREMIUM



■ GASOIL G2	131	99950,37	42108,26	49122,188	14447,8	17897,46	82730	313325
■ GASOIL G3	0	11707,64	0	6794,481	589,6	1753,11	33650	107046
■ SUPER	161	56787,71	20433,424	33577,162	7138	7587,59	95498	269127
■ PREMIUM	9	15238,71	4013,986	8350,825	768,6	829,11	34015	105350

## AÑO 2010

■ GASOIL G2 ■ GASOIL G3 ■ SUPER ■ PREMIUM



GASOIL G2	6999	85244,82	91479,653	12124,8	20371,67	92046	381365
GASOIL G3	0	11265,85	1690,118	197,9	873,15	35292	54063
SUPER	2495	47449,2	53780,38	5135,5	6774,95	69583	257269
PREMIUM	288	12337,54	10616,615	394,6	717,36	23659	86881



\_\_\_\_\_